

2024/25

Information for Applicants 入學申請須知

(For 2024 HKDSE Local Candidates 2024 年香港中學文憑考試本地考生適用)

Key Dates 2024 重要日子

Main Round Application 首輪申請	Advance Processing 優先處理	Application 報名	7 December 2023 – 7 January 2024 2023 年 12 月 7 日至 2024 年 1 月 7 日
		Interview * 面試 *	20 January 1 月 20 日
(Eligible for “Conditional Offers” 設「有條件取錄」)	Regular Processing 一般處理	Application 報名	8 January – 20 May 1 月 8 日至 5 月 20 日
		Interview * 面試 *	24 February, 23 March and 30 - 31 May 2 月 24 日、3 月 23 日及 5 月 30 至 31 日
Second Round Application 次輪申請			24 May – 8 July 5 月 24 日至 7 月 8 日
Application Deadline for Change-of-Programme-Choice 申請更改課程選擇的期限			8 July 7 月 8 日
Application for Unfilled Places after Announcement of HKDSE Results (if any) 申請放榜後的剩餘學額 (如尚有學額)			17 July onwards 7 月 17 日起
Deadline for Claiming Conditional Offer 獲有條件取錄的申請人確認學位的期限			17 July 7 月 17 日
Deadline for Paying Registration Fee (HK\$5,000) 繳付註冊費 (港幣 5,000 元) 的期限			12 noon, 22 July 7 月 22 日正午 12 時

* Only applicable to those who apply for programmes with special requirements. For details, please refer to “Selection Criteria” on P.3.
只適用於報讀有特別要求課程的申請人，詳情見第三頁「甄選準則」。

How to Apply

申請方法

- Candidates (including re-takers) attempting any subjects in 2024 HKDSE should apply through the Electronic Advance Application System for Post-secondary Programmes (E-APP) at: www.eapp.gov.hk.
- Applicants NOT attempting any subjects in 2024 HKDSE (i.e. 2012-2023 HKDSE candidates or holders of other qualifications) should apply through the Online Application for Admission (OAA) of HKCC at: www.hkcc-polyu.edu.hk/hkccoaa
- You must select **three** programme choices, and the application fee is **HK\$200**.
- You may submit **ONE** application only. Duplicated applications may lead to disqualification of an application and nullification of any registration. All fees paid (including the duplicated application fee) will not be refunded in such cases.
- HKCC will send you an acknowledgement by email three working days after your E-APP application. Please take note of your HKCC application number (in the format of 24xxxxxA) and log into the OAA to get your Debit Note Number (in the format of 4xxxxxx) to pay your application fee.
- You should pay the HK\$200 application fee within seven days via the Online Card Payment System, any ATM at Hang Seng Bank/HSBC/JETCO, PPS or Flywire (for payments outside Hong Kong). For details about logging into the OAA and the payment methods, please refer to the appendix.
- You may also check your application status and the latest admissions information through the OAA.
- 應考 2024 年香港中學文憑考試任何科目的考生 (包括重考生)，必須使用教育局的專上課程電子預先報名平台 (E-APP) 報名，網址：www.eapp.gov.hk。
- 沒有應考 2024 年香港中學文憑考試任何科目的申請人 (即 2012 至 2023 年香港中學文憑考試考生，或持其他學歷的申請人)，必須使用 HKCC 網上入學申請系統 (OAA) 提交申請，網址：www.hkcc-polyu.edu.hk/hkccoaa。
- 你必須選擇**三項**課程，報名費為**港幣 200 元正**。
- 你只可遞交**一份**入學申請。如重複申請，所有申請及註冊資格可能會被取消，而已繳費用 (包括重複繳交的報名費) 將不獲退還。
- 你提交 E-APP 申請的三個工作天後，HKCC 會發出確認電郵。請保留電郵上的 HKCC 申請編號 (格式為 24xxxxxA)，並用它登入 OAA，查取你的繳款單編號 (格式為 4xxxxxx)，以便繳付報名費。
- 你須於七天內繳付港幣 200 元報名費。你可使用信用卡網上付款系統、於恒生銀行／滙豐銀行／銀通的自動櫃員機、繳費靈或飛匯 (適用於香港境外付款) 繳交報名費。有關登入 OAA 的步驟及繳費方法的詳情，請參閱附件。
- 你可以隨時登入 OAA 查閱你的申請狀況及最新的招生資訊。

Important Notes

- For verification purposes, you will be required to present the **originals** of all supporting documents at the time of registration. Failure to do so may lead to nullification of your eligibility for admission. All fees paid will not be refunded.
- Assessment of your application is based on the information submitted with your online application. You must ensure that all the information submitted is clear and accurate. Any false or misleading information will lead to disqualification of an application and nullification of any registration. All fees paid will not be refunded.
- It is a criminal offence in Hong Kong to offer or accept any advantage in relation to an application for admission.

重要通告

- 入學註冊時，你必須出示所有申請文件的**正本**以供查核，否則入學資格可能會被取消，而已繳費用將不獲退還。
- HKCC 將根據你提交的申請資料進行甄選，因此，請你務必清楚及正確填報各項申請資料。如提供虛假或誤導資料，申請及註冊資格會被取消，而已繳費用將不獲退還。
- 任何人士在香港就入學申請行賄或收受利益，均屬違法。

Personal Particulars

- You must provide a valid **mobile phone number** and an **email address**. SMS and email will be the major communication channels between you and HKCC, so please make sure that your mobile phone can receive SMS and you should also check your email account regularly.
- According to the regulations of HKCC, de-barred students are not allowed to re-apply for admission to HKCC, while de-registered and study-end students are not allowed to re-enrol in the same programme in the following academic year. Any violation will lead to disqualification of an application. All fees paid will not be refunded.
- You must indicate if you need a student visa or entry permit to study in Hong Kong. It is the sole responsibility of non-local applicants to ensure their eligibility of abode in Hong Kong or obtain a valid student visa from the Immigration Department of the HKSAR Government before 1 September 2024, otherwise the registration will be nullified and fees paid will not be refunded. Visa applications from non-local applicants must be submitted to the Immigration Department via HKCC as the sponsor.

個人資料

- 你必須提供有效的手提電話號碼及電郵地址，HKCC 主要會以手機短訊和電郵與你聯絡，請確保你提供的手提電話號碼可接收短訊，並經常查閱你的電子郵箱。
- HKCC 的章則規定，曾被開除的學生不可再報讀 HKCC 的課程；而被終止註冊及被停學的學生則不可在翌年報讀同一課程。如有違反，其入學申請將會被取消，而已繳費用將不獲退還。
- 你必須註明你是否需要學生簽證或入境許可證方可在港讀書。非本地申請人有責任確保於 2024 年 9 月 1 日前取得香港居留權或持有香港特別行政區政府入境事務處簽發的有效學生簽證，否則已註冊的學籍會被取消，而已繳費用將不獲退還。非本地申請人的簽證申請，必須經由 HKCC 以保證人身份向入境事務處遞交。

Programme Choice(s)

- **IMPORTANT:** You must select **three** programme choices among all the Associate Degree and Higher Diploma programmes offered by HKCC.
- HKCC will stop accepting applications for any programme once the admission quota has been filled. As some programmes are very popular, you are strongly advised to submit your application as early as possible.
- You may apply for change of programme choice via E-APP on or before 8 July 2024. HKCC will re-assess your qualifications according to the requirements of the newly selected programme(s). A second written test, aptitude test or interview may be required. Please note that the total credits to be taken for different programmes may vary.

報讀課程

- 重要事項：你必須選擇**三項**課程（HKCC 副學士及高級文憑課程合計）。
- 課程額滿即截止報名；因部分課程廣受歡迎，你應盡早報名，以免錯失機會。
- 你可於 **2024 年 7 月 8 日或之前**在 E-APP 申請更改你的課程選擇。HKCC 會重新審核你是否符合你最新選擇的課程的入學要求。此外，你或需再參加筆試、能力傾向測試或面試。請注意：你需要修讀的總學分，可能會因不同課程而有所差異。

Selection Criteria

甄選準則

- Your application will be considered based on your programme choices, the subjects taken and the school results, conduct, Student Learning Profile, public examination results, performance in the interview, written test and aptitude test (if applicable), as well as availability of study places. As a general rule, preference will be given to applicants who have studied subjects relevant to their programme choices.
- Non-local applicants, and those who will have reached the age of 25 before 1 September 2024 and opt for applying for admission in the capacity of a mature applicant, may be required to attend an interview.
- For applicants choosing Higher Diploma in Social Work as their first programme choice, the College will shortlist suitable candidates to sit for an interview and a written test. All applicants choosing programmes in Associate Degree Scheme in Design must attend an interview and submit a portfolio, an aptitude test will be arranged when necessary. Applicants for other programmes will be invited to an interview, written test or aptitude test when necessary.
- For details of interview dates, please refer to "Key Dates 2024" on P.1. Applicants who are invited to an interview will be notified via email about one week in advance.
- Applicants who apply during or after the Second Round Application period will be invited to an interview, written test or aptitude test when necessary.
- Applicants with outstanding achievements in sports, art, social services or other cultural activities are welcome to highlight such information in the application. HKCC may give consideration to such achievements and assess such applications on a case-by-case basis.
- HKCC 會以你的選科志願、修讀的科目及校內成績、品行、學生學習概覽、公開考試成績、面試、筆試、能力傾向測試（如適用）表現及學額情況，進行甄選。一般而言，申請人曾修讀的科目，若與報讀的課程相關，其申請將獲優先考慮。
- 非本地申請人，以及 2024 年 9 月 1 日前年滿 25 歲而又選擇以「年長生」身份申請入學的申請人，或需要參加面試。
- 報讀社會工作高級文憑為首志願的申請人，HKCC 會甄選合適的申請人出席面試及筆試。所有報讀設計學副學士組合課程為首志願的申請人，必須出席面試並提交個人作品集，有需要時會安排能力傾向測試。報讀其他課程的申請人，有需要時會安排面試、筆試或能力傾向測試。
- 面試的具體日期，請參閱第一頁「2024 重要日子」。HKCC 會於面試前約一星期以電郵通知申請人有關面試的詳情。
- 於「次輪申請」或之後報名的申請人，HKCC 在有需要時方會安排面試、筆試或能力傾向測試。
- 申請人可於申請時列明在體育、藝術、社會服務或其他文化活動方面的傑出成就。HKCC 將就有關表現，按個別情況予以考慮。

Announcement of Application Results

公布申請結果

- If you apply on or before 20 May 2024 (during Main Round Application), and have met the selection criteria, you may receive a conditional offer.
- Application results will be announced via the OAA, SMS and email.
- Before the announcement of HKDSE results, all applicants with a conditional offer will also receive an email detailing the procedures on how to claim your conditional offer online on the date of HKDSE result announcement.
- For those not receiving any offer or conditional offer before HKDSE result announcement, their admission results will be announced from 17 July 2024 in batches.
- Current HKDSE candidates are NOT required to submit their HKDSE result slips right after HKDSE result announcement as HKCC will receive the results of these applicants from the Hong Kong Examination and Assessment Authority.
- Individual cases may require more time for assessment. Application results will be updated and announced regularly on the OAA.
- 如你於 2024 年 5 月 20 日（即「首輪申請」）前提交申請，並符合課程的甄選條件，你有機會獲有條件取錄。
- 申請結果將透過 OAA、手機短訊和電郵公布。
- 獲有條件取錄資格的申請人，於香港中學文憑考試放榜前，還會收到電郵通知如何於香港中學文憑考試放榜當日於網上確認學位。
- 香港中學文憑考試放榜前未獲取錄或有條件取錄的申請人，其申請結果將於 2024 年 7 月 17 日起分批公布。
- 應屆香港中學文憑考試考生於放榜後無需到 HKCC 遞交最新成績，HKCC 會直接向香港考試及評核局索取申請人的成績。
- 個別申請或需較長時間評審。HKCC 將於 OAA 定期更新及公布申請結果。

Claiming of “Conditional Offer”

- Applicants who have been granted a conditional offer should claim your offer online within a designated period on 17 July 2024. Upon verification of the fulfilment of the required entry requirements listed in the OAA, HKCC will issue a formal “Notice of Offer” and information on tuition fee payment and programme registration.
- The conditional offer will be deemed invalid if the offer is not claimed by the deadline specified, and the study place will be released to another qualified applicant.

獲有條件取錄的申請人確認學位方法

- 獲有條件取錄的申請人，必須於 2024 年 7 月 17 日指定時段內，透過網上系統確認學位。在核實成績完全符合 OAA 上所列的取錄條件後，HKCC 會向申請人發出正式「取錄通知書」及繳付學費和入學註冊的指引。
- 如未能於指定期限前確認學位，則有條件取錄資格將告無效；有關學額將會重新分配予另一名合資格的申請人。

Admission News

HKCC Website

- You may check the latest admissions information, events and announcements on the HKCC website:
www.hkcc-polyu.edu.hk.

Email

- Email will be the major communication channel between you and HKCC.
- Shortlisted applicants will receive details of HKCC admissions interviews, written tests and aptitude tests (if applicable) through email. Please make sure that you provide a valid email address and check your email account regularly to avoid missing any important information.
- For enquiries, please contact the HKCC Admissions Section at:
ccadmission@hkcc-polyu.edu.hk.

SMS

- HKCC will send you notices or reminders via SMS from time to time, so please make sure your mobile phone can receive SMS.

Telephone

- HKCC will contact you by phone when necessary.

新生入學資訊

HKCC 網頁

- 你可瀏覽 HKCC 網頁，查閱最新的招生資訊、活動和通告，網址：www.hkcc-polyu.edu.hk。

電郵

- HKCC 主要會以電郵與你聯絡。
- HKCC 會以電郵通知獲甄選的申請人有關入學面試、筆試及能力傾向測試（如適用）的詳情。為免錯過重要資訊，請你務必提供有效的電郵地址，並經常查閱你的電子郵箱。
- 如有查詢，請電郵至 HKCC 招生組：
ccadmission@hkcc-polyu.edu.hk。

手機短訊

- HKCC 會以手機短訊通知或提示你一些重要事項，請確保你提供的手提電話號碼可接收短訊。

電話

- 如有需要，HKCC 會以電話與你聯絡。

Contacting HKCC

Hotline 熱線：3746 0900

WhatsApp: 3746 0333

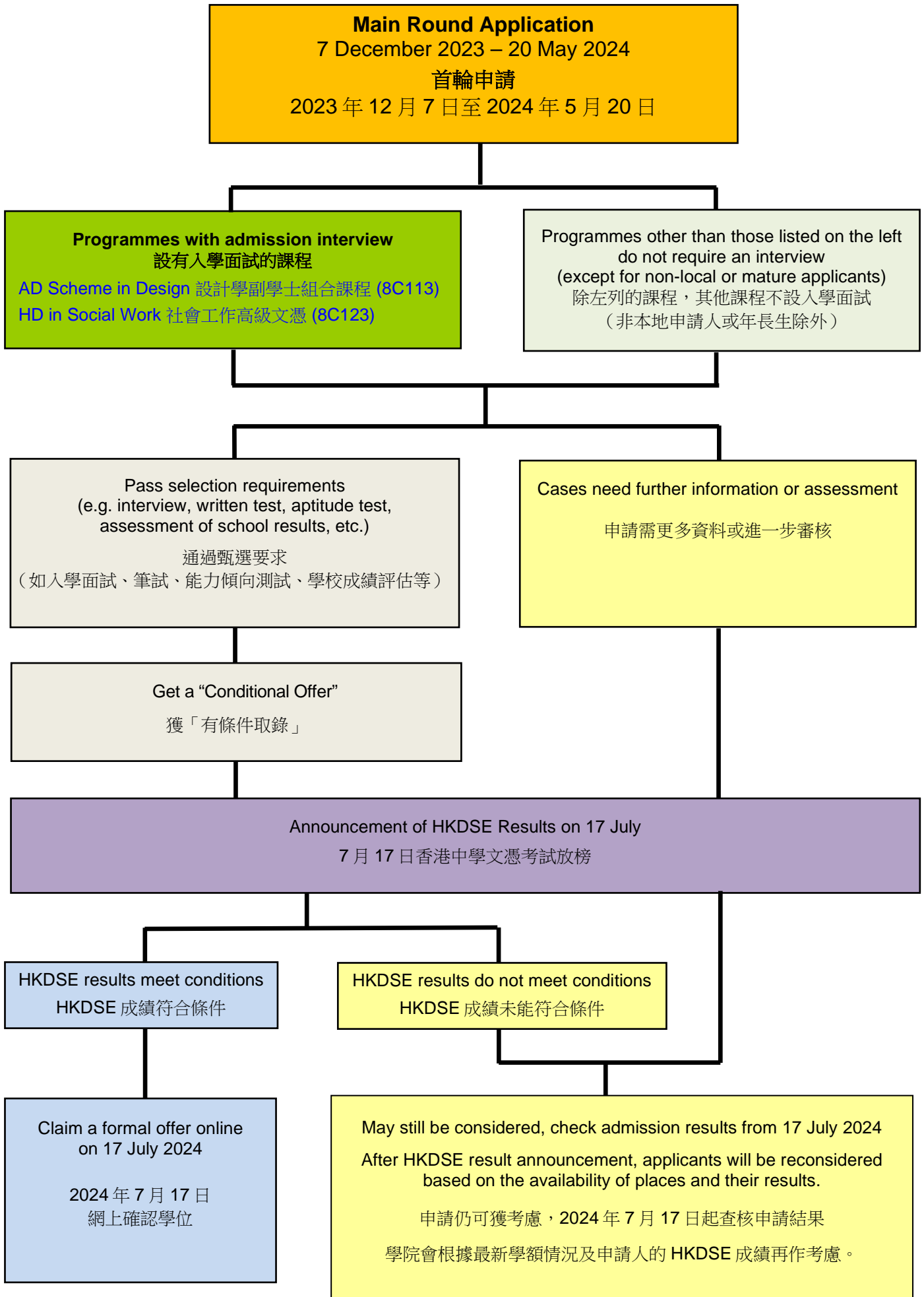
與HKCC聯絡

Email 電郵：ccadmission@hkcc-polyu.edu.hk

Addresses of PolyU HKCC #		理大香港專上學院地址 #	
PolyU West Kowloon Campus 9 Hoi Ting Road, Yau Ma Tei, Kowloon, Hong Kong		香港九龍油麻地海庭道9號 香港理工大學西九龍校園	
PolyU Hung Hom Bay Campus 8 Hung Lok Road, Hung Hom, Kowloon, Hong Kong		香港九龍紅磡紅樂道8號 香港理工大學紅磡灣校園	
Regular Opening Hours		一般辦公時間	
Mondays to Fridays	8:30 a.m. - 5:30 p.m.	星期一至五	上午8時半至下午5時半
Saturdays, Sundays and Public Holidays	Closed	星期六、星期日及公眾假期	休息

Access is limited to staff, students and authorised persons only.
只限職員、學生及獲授權的人士進入。

Application Procedures 2024/25 入學申請程序

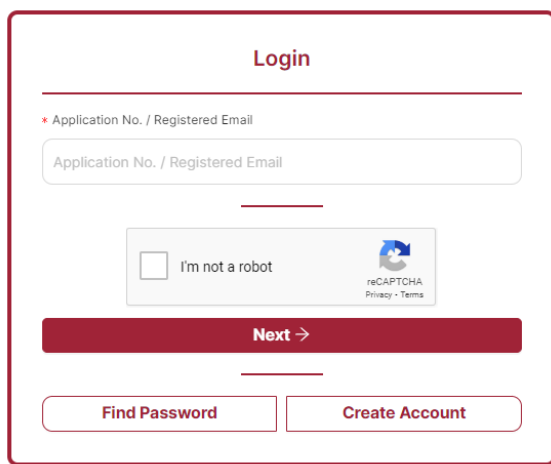


Procedures of Accessing HKCC OAA

登入 HKCC OAA 的步驟

Part A: First Time Login

1. Go to HKCC Online Application for Admission (OAA) system at: www.hkcc-polyu.edu.hk/hkccoaa.
登入 HKCC 網上入學申請系統 (OAA)，網址為：www.hkcc-polyu.edu.hk/hkccoaa。
2. Enter your “Application Number” and click “I’m not a robot”. Complete the reCAPTCHA and press “Next”.
輸入你的申請編號並點擊「I’m not a robot」。完成 reCAPTCHA 驗證，然後按「下一步」。



3. You will receive an email from “PolyU-HKCC Admission [CAR]” regarding “HKCCOAA - Verify Application Ownership”, which will include a verification code.
你將會收到一封由「PolyU-HKCC Admission [CAR]」發出的電郵，題為「HKCCOAA - Verify Application Ownership」，其中包含驗證碼。

ccadmission@hkcc-polyu.edu.hk (email)'. The email ends with 'Yours sincerely, CPCE Academic Registry for and on behalf of Hong Kong Community College'." data-bbox="76 599 598 861"/>

4. Enter the following information to verify your application:

輸入以下資訊以驗證你的申請：

- a. Verification code obtained in above-mentioned email
在電郵中顯示的驗證碼
- b. HKID / Passport / Mainland ID number (the 2nd to 7th numeric digits/alphabetic letter)
香港身份證號碼 / 護照號碼 / 中國內地身份證號碼 (第 2 至第 7 位的數字或字母)

Verify Application Ownership

We have found existing record based on information you provided in our database without an account to login to the online admission application platform.

To verify your ownership of the application, please go to your email address listed below and provide the necessary data for verification including a verification code and part of your id number. After verification, we will create a new account for logging in the online admission application platform.

HKCC Application Number:

E-mail Address:

Verification code

Type your verification code

Resend

HKID / Passport number / Mainland ID

Please enter the numeric digits / alphabetic letter from the 2nd to 7th places of your HKID / Passport number. E.g. please enter "123456" if your HKID No. is Y123456(7)

Please enter your HKID or Passport number or Mainland ID

0 / 6

Confirm

5. Fill in "New Password" & "Confirm Password" to set your login password.

填寫「新密碼」和「確認密碼」以設定你的登錄密碼。

Create Account for Existing Record



You have proven your ownership towards the existing application. You may now proceed and set the password for a brand-new account on the Online Admission Application platform.

HKCC Application Number:

New Password

Type your new password



Confirm Password

Type your new password again



At least 8 characters

Only contains alphanumeric characters

Confirm password is correct

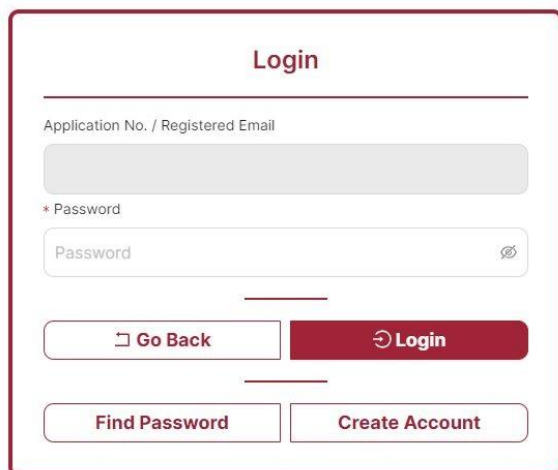
Confirm

Success!

You have successfully created a new account! Please login at the home page!

OK

6. Repeat Step 2 and enter your password to login.
重複進行第 2 步，輸入你的密碼以登錄。



Login

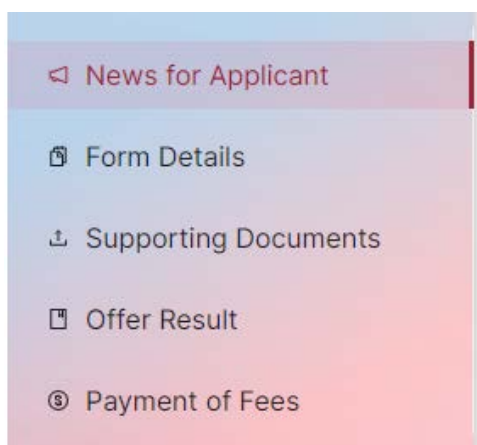
Application No. / Registered Email

* Password

Go Back Login

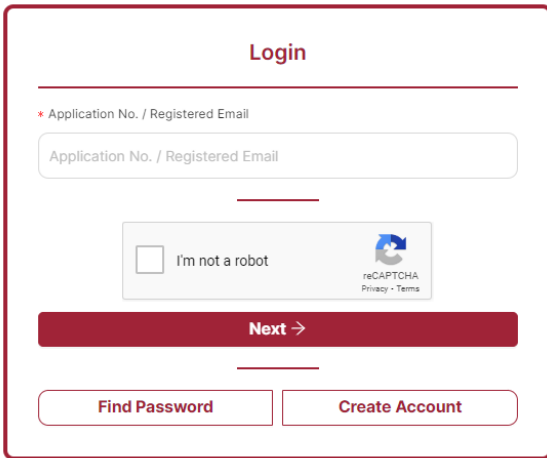
Find Password Create Account

7. Select the functions you need and proceed accordingly.
成功登入後，即可選擇你所需要的網上服務。



Part B: Reset Password

1. If you forget or wish to reset your password, please click “Find Password” at the login page.
如果你忘記或希望重設密碼，請在登錄頁面點擊「找回密碼」。



The screenshot shows a login page with the following elements:

- Login** header
- Input field: Application No. / Registered Email
- reCAPTCHA widget with "I'm not a robot" checkbox and "reCAPTCHA Privacy - Terms" link
- Next →** button
- Find Password** button
- Create Account** button


2. Enter your “registered email” or “Application Number”. Click “I’m not a robot” and complete the reCAPTCHA, then press “Confirm”.
輸入你的「註冊郵箱」或「申請編號」。點擊「I’m not a robot」並完成 reCAPTCHA 驗證，然後按「確定」。

Find Password



Please enter your email or application number. You will receive a verification code to modify your password.

Registered Email or Application Number

 I'm not a robot  reCAPTCHA
Privacy - Terms

Confirm

3. You will receive an email from “PolyU-HKCC Admission [CAR]” regarding "HKCCOAA – Reset Password Verification", which will include a verification code.
你將會收到一封由「PolyU-HKCC Admission [CAR]」發出的電郵，題為「HKCCOAA – Reset Password Verification」，其中包含驗證碼。

Dear applicant,

Please find your verification code for password reset:

If you did not make this action, please contact us at 3746-0900 (tel.) during office hours (Monday to Friday: 8:30 am – 5:30 pm) or ccadmission@hkcc-polyu.edu.hk (email).

Yours sincerely,
CPCE Academic Registry
for and on behalf of
Hong Kong Community College

4. Enter the verification code obtained in above-mentioned email, then press “Confirm”.
輸入電郵中顯示的驗證碼，然後按「確定」。

Find Password



Your Input

If the email or application number exist in our server, you should receive an email with the verification code. Please type the verification code to reset your password.

Verification code

Resend (49)

Confirm

5. Fill in “New Password” & “Confirm Password” to reset your login password.
填寫「新密碼」和「確認密碼」以重設你的登錄密碼。

Reset Password




Please reset your password here.

New Password

Type your new password 

Confirm Password

Type your new password again 

At least 8 characters

Only contains alphanumeric characters

Confirm password is correct

Confirm



Success!

Your password was changed successfully. Please login again.

OK

6. You will also receive a confirmation email from “PolyU-HKCC Admission [CAR]” regarding “HKCCOAA – Successful Password Reset”.

你還會收到一封由「PolyU-HKCC Admission [CAR]」發出的確認電郵，題為「HKCCOAA – Successful Password Reset」。

Dear applicant,

Your account password has been reset.

If you did not make this action, please contact us at 3746-0900 (tel.) during office hours (Monday to Friday: 8:30 am – 5:30 pm) or ccadmission@hkcc-polyu.edu.hk (email).

Yours sincerely,

CPCE Academic Registry
for and on behalf of
Hong Kong Community College

How to Pay the Application Fee 如何繳交報名費

The application fee (non-refundable and non-transferrable) is **HK\$200**.

報名費為港幣**200元正**，已繳交的報名費將不獲退還及不能轉讓。

Please settle your application fee **within 7 days** after your application by one of the following payment methods.

請選取下列一項繳款方法，於提交申請後**七天內**繳交報名費。

A. Faster Payment System (FPS) 轉數快 / Alipay HK / Alipay 支付宝 / WeChat Pay	
<ol style="list-style-type: none">1. Go to HKCC Online Application for Admission (OAA) system at: www.hkcc-polyu.edu.hk/hkccoa;2. Follow the instructions to check your password, and log into the page "Payment of Fees";3. Click "Online Payment Now" to access Online Payment Platform;4. Click "Pay Online Now" to select payment method;5. Select "FPS / Alipay HK / Alipay 支付宝 / WeChat Pay" and then click "Proceed Payment" under Payment Method page;6. Scan the QR Code with your mobile app;7. A Payment Successful or Payment Declined page will be prompted. For successful payment, please print the confirmation page for record and then press "Next" button to return to OAA.8. The payment status in OAA will be updated as "Settled" instantly upon successful payment.	<ol style="list-style-type: none">1. 登入HKCC網上入學申請系統（OAA），網址為：www.hkcc-polyu.edu.hk/hkccoa；2. 依照指示獲取個人登入密碼，再登入「繳費詳情」網頁；3. 點擊「網上付款」以進入Online Payment Platform；4. 點擊「Pay Online Now」以選擇付款方式；5. 於「付款方法」網頁選擇「FPS / Alipay HK / Alipay 支付宝 / WeChat Pay」並點擊「Proceed Payment」；6. 使用你的手機應用程式掃描二維碼；7. 系統會顯示繳款成功或失敗的頁面。如繳款成功，請列印繳款確認頁面以作紀錄，再點擊「Next」，系統將轉至OAA頁面。8. 成功繳款後，OAA的繳費狀況將立即更新為「已繳付」。

B. Online Card Payment 信用卡網上付款

- | | |
|---|---|
| <ol style="list-style-type: none">1. Go to HKCC Online Application for Admission (OAA) system at: www.hkcc-polyu.edu.hk/hkccoaa;2. Follow the instructions to check your password, and log into the page "Payment of Fees";3. Click "Online Payment Now" to access Online Payment Platform;4. Have a valid Visa / Master / CUP Card (specified UnionPay credit cards issued in Hong Kong or Macau) ready;5. Click "Pay Online Now" to select payment method;6. Select "Visa/Master" or "CUP Card" and then click "Proceed Payment" under Payment Method page;7. Enter Name of Payer (i.e. Name of Applicant) and Email Address, then click "Submit" to the payment gateway website;8. Check Transaction Details and enter your Credit Card Information, i.e. Credit Card Number, Expiry Date and CVV2 (VISA) / CVC2 (MasterCard), then click "Pay Now";9. If you have registered for "Verified by Visa" or "Master Secure Code", the system will redirect you to your card issuer and request you to enter the password for authentication. Otherwise, your card issuer may decline the online payment request. If you have any query about the registration, please contact your card issuer;10. A Payment Successful or Payment Declined page will be prompted. For successful payment, please print the confirmation page for record and then press "Next" button to return to OAA. A payment acknowledgement email will also be sent to you if a correct email address is provided.11. The payment status in OAA will be updated as "Settled" instantly upon successful payment. | <ol style="list-style-type: none">1. 登入HKCC網上入學申請系統（OAA），網址為：www.hkcc-polyu.edu.hk/hkccoaa；2. 依照指示獲取個人登入密碼，再登入「繳費詳情」網頁；3. 點擊「網上付款」以進入Online Payment Platform；4. 準備一張有效的Visa／Master／CUP信用卡（香港或澳門地區所發行之指定銀聯信用卡）；5. 點擊「Pay Online Now」以選擇付款方式；6. 於「付款方法」網頁選擇「Visa/Master」或「CUP Card」並點擊「Proceed Payment」；7. 輸入申請人姓名及電郵地址，並點擊「Submit」以進入繳款網頁；8. 核對交易詳情及輸入信用卡號碼、有效日期及驗證碼，再點擊「Pay Now」；9. 如你已申請網上繳款認證，系統將轉至發卡機構網頁，你需要輸入驗證密碼。如未能通過有關的網上交易認證，你的網上付款將告取消。有關驗證的疑問，請向發卡機構查詢；10. 系統會顯示繳款成功或失敗的頁面。如繳款成功，請列印繳款確認頁面以作紀錄，再點擊「Next」，系統將轉至OAA頁面。如你輸入的電郵地址正確，你亦會收到電郵確認通知。11. 成功繳款後，OAA的繳費狀況將立即更新為「已繳付」。 |
|---|---|

C. PPS 繳費靈

1. Go to HKCC Online Application for Admission (OAA) System at: www.hkcc-polyu.edu.hk/hkccoaa;
2. Follow the instructions to check your password, and log into the page "Payment of Fees";
3. Click "Online Payment Now" to access Online Payment Platform;
4. Click "Pay Online Now" to select payment method;
5. Select "PPS" and then click "Proceed Payment" under Payment Method page;
6. Enter your "8-digit PPS Account Number or PPS Account Name" and "PPS Internet Password";
7. Check the "General Terms and Conditions of Use" and click "Submit" for payment.
8. Print or save the confirmation page after the transaction for your own record. HKCC may request the confirmation page as a payment proof if necessary.
9. **3 working days** after the payment, you may check your payment status [HERE](#) by entering your application number and debit note number.

You may also take note of your personalised **8-digit Debit Note Number** (in the format of 4xxxxxxx) by repeating step 1 – 2 and settle the fee via "PPS" by phone (Merchant code: 77), please refer to www.ppskh.com for details.

1. 登入HKCC網上入學申請系統（OAA），網址為：www.hkcc-polyu.edu.hk/hkccoaa；
2. 依照指示獲取個人登入密碼，再登入「繳費詳情」網頁；
3. 點擊「網上付款」以進入Online Payment Platform；
4. 點擊「Pay Online Now」以選擇付款方式；
5. 於「付款方法」網頁選擇「PPS」並點擊「Proceed Payment」；
6. 輸入您的"8-digit PPS Account Number or PPS Account Name"以及"PPS Internet Password"；
7. 檢查"General Terms and Conditions of Use"並點擊"Submit"以進行付款。
8. 列印繳費收據作為記錄。有需要時，HKCC會要求你出示該繳費收據，作為付款證明。
9. 繳費**三個工作天**後，你可於[此網頁](#)輸入申請編號及繳款單編號，以查看繳費狀況。

你亦可以重複第一至二步以記錄你的**8位數字繳款單編號**（格式為4xxxxxxx）並利用「繳費靈」電話服務繳費（商戶編號：77），詳情請參閱www.ppskh.com。

D. ATM Bill Payment (Hang Seng Bank, HSBC or Jetco) 自動櫃員機繳費 (恒生銀行、滙豐銀行或銀通)

- | | |
|--|---|
| <ol style="list-style-type: none">1. Go to HKCC Online Application for Admission (OAA) System at: www.hkcc-polyu.edu.hk/hkccoaa;2. Follow the instructions to check your password, and log into the page "Payment of Fees";3. Take note of your personalised 8-digit Debit Note Number (in the format of 4xxxxxxx);4. At ATM, select "Bill Payment Service" → "Education Institutions" → "The Hong Kong Polytechnic University";5. For Bill Type, select "01";6. Key in the 8-digit Debit Note Number (in the format of 4xxxxxxx);7. Key in HK\$200 for payment amount;8. Select your payment account;9. Print the Customer Advice for your own record. HKCC may request a copy of the Customer Advice as a payment proof if necessary.10. 3 working days after the payment, you may check your payment status HERE by entering your application number and debit note number. | <ol style="list-style-type: none">1. 登入HKCC網上入學申請系統 (OAA)，網址為：www.hkcc-polyu.edu.hk/hkccoaa；2. 依照指示獲取個人登入密碼，再登入「繳費詳情」網頁；3. 記錄你的8位數字繳款單編號 (格式為4xxxxxxx)；4. 於自動櫃員機選擇「繳費服務」→「教育機構」→「香港理工大學」；5. 賬單類別選擇「01」；6. 輸入繳款單編號 (即8位數字的繳款單編號，格式為4xxxxxxx)；7. 輸入繳費金額港幣200元；8. 選擇支賬戶口；9. 列印繳費收據作為記錄。有需要時，HKCC會要求你出示該繳費收據，作為付款證明。10. 繳費三個工作天後，你可於此網頁輸入申請編號及繳款單編號，以查看繳費狀況。 |
|--|---|

E. Flywire (For payments outside Hong Kong. Expenses on exchange rate and/or other charges may apply.)
飛滙（適用於香港境外付款；因滙率及／或其他收費，或需繳付額外費用。）

- | | |
|---|---|
| <ol style="list-style-type: none">1. Go to HKCC Online Application for Admission (OAA) System at: www.hkcc-polyu.edu.hk/hkccoaa;2. Follow the instructions to check your password, and log into the page "Payment of Fees";3. Click "Online Payment Now" to access Online Payment Platform;4. Click "Pay Online Now" to select payment method;5. Download the Flywire Payment Guidelines by clicking HERE. Read the Guidelines carefully before payment;6. Select "Flywire" and then click "Proceed Payment" under Payment Method page;7. Enter the "Country or region" and HK\$200 for payment amount;8. Select your preferred payment method;9. Enter the payer's information;10. Enter the student's information;11. Key in the 8-digit Debit Note Number (in the format of 4xxxxxxx) to complete the transaction;12. Payment confirmation will be sent to the payer's email. Please keep the payment proof.13. 3 working days after the payment, you may check your payment status HERE by entering your application number and debit note number. | <ol style="list-style-type: none">1. 登入HKCC網上入學申請系統（OAA）：www.hkcc-polyu.edu.hk/hkccoaa；2. 依照指示獲取個人登入密碼，再登入「繳費詳情」網頁；3. 點擊「網上付款」以進入 Online Payment Platform；4. 點擊「Pay Online Now」以選擇付款方式；5. 按此下載飛滙付款指南並細閱；6. 於「付款方法」網頁選擇「Flywire」並點擊「Proceed Payment」；7. 輸入「付款來源國」和港幣200元的付款金額；8. 選擇付款方法；9. 輸入付款人信息；10. 輸入學生信息；11. 輸入繳款單編號（即8位數字的繳款單編號，格式為4xxxxxxx）以完成付款；12. 付款人會收到確認付款電郵，請保留付款證明。13. 繳費三個工作天後，你可於此網頁輸入申請編號及繳款單編號，以查看繳費狀況。 |
|---|---|